

## TEAK GRAB RAILS

GR1	323mm	
GR2	590mm	
GR3	855mm	
GR4	1115mm	
GR5	1380mm	
GR6	1645mm	
GR7	1910mm	
GR8	2177mm	
GR9	2445mm	

## MACHINE JOINERY & CABINETMAKING

At Mitchells Interior Joinery we can supply joinery to any type or length of craft, from kitset stage to fully made and fitted joinery. Obligation free estimates from plans and quote from measurement or detailed drawings are also available. We encourage the use of a wide range of timber species and veneers to compliment traditional boat interior timbers. We also manufacture high quality residential cabinets, kitchens and vanities.



## PRODUCT CATALOGUE 2009

MANUFACTURERS AND DISTRIBUTORS OF:


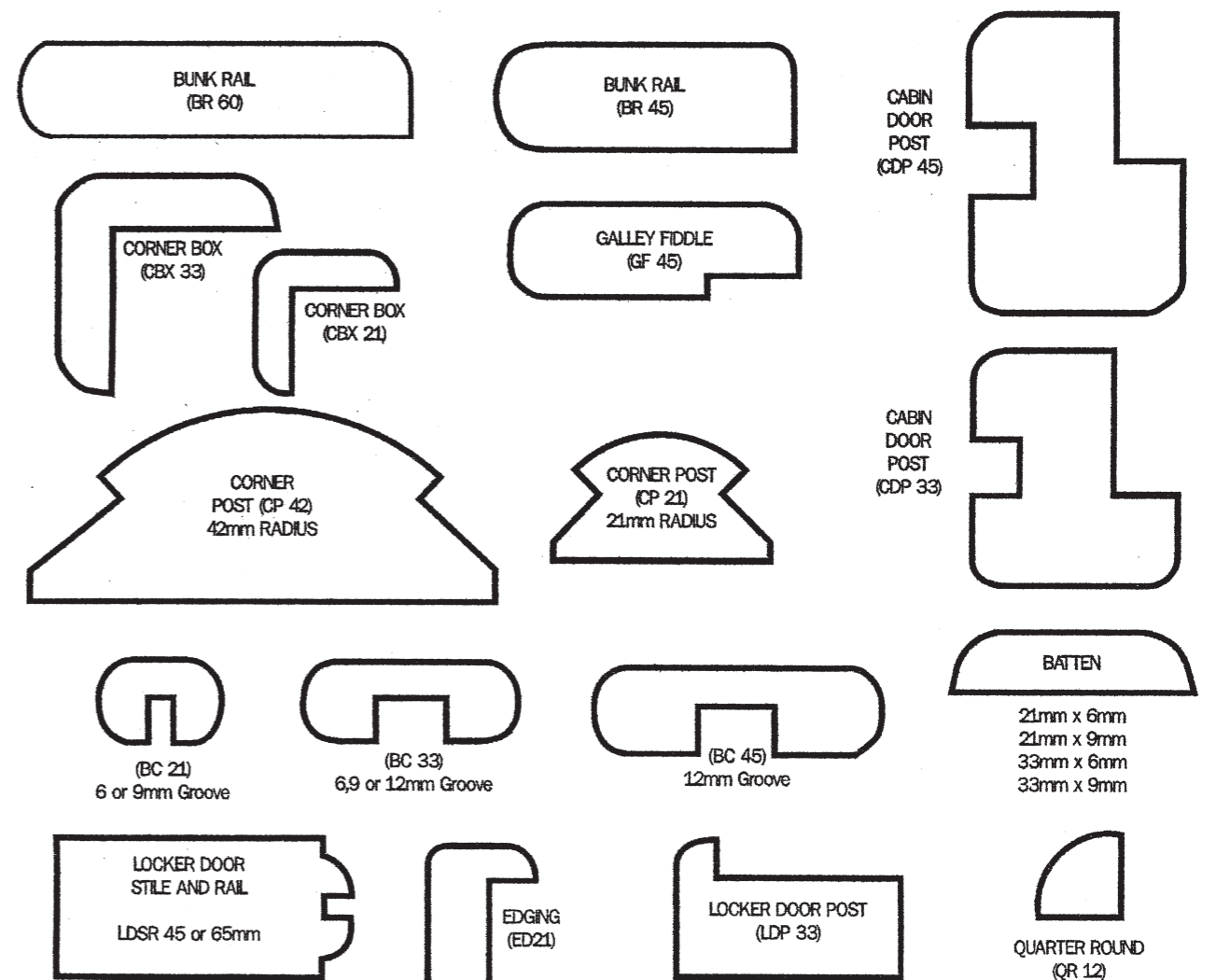
- > Marine Joinery > Marine Mouldings > Teak Decking >
- > Grating and Handrails > Galleys > Custom Profiles >

38 Forge Road, Silverdale, Auckland

Phone: 09 421 9043 Fax: 09 421 1240 info@mitchellsjoinery.co.nz

[www.mitchellsjoinery.co.nz](http://www.mitchellsjoinery.co.nz)

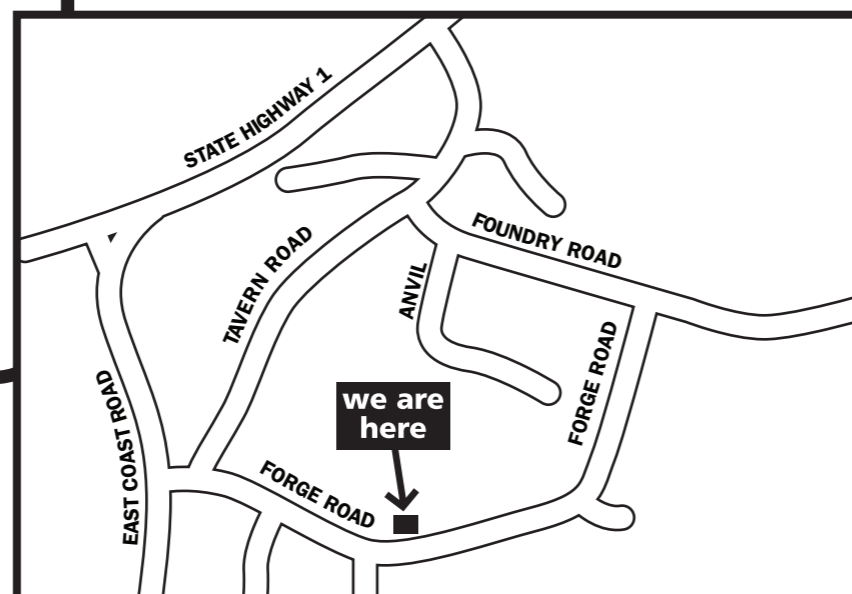
## QUALITY INTERIOR MOULDINGS



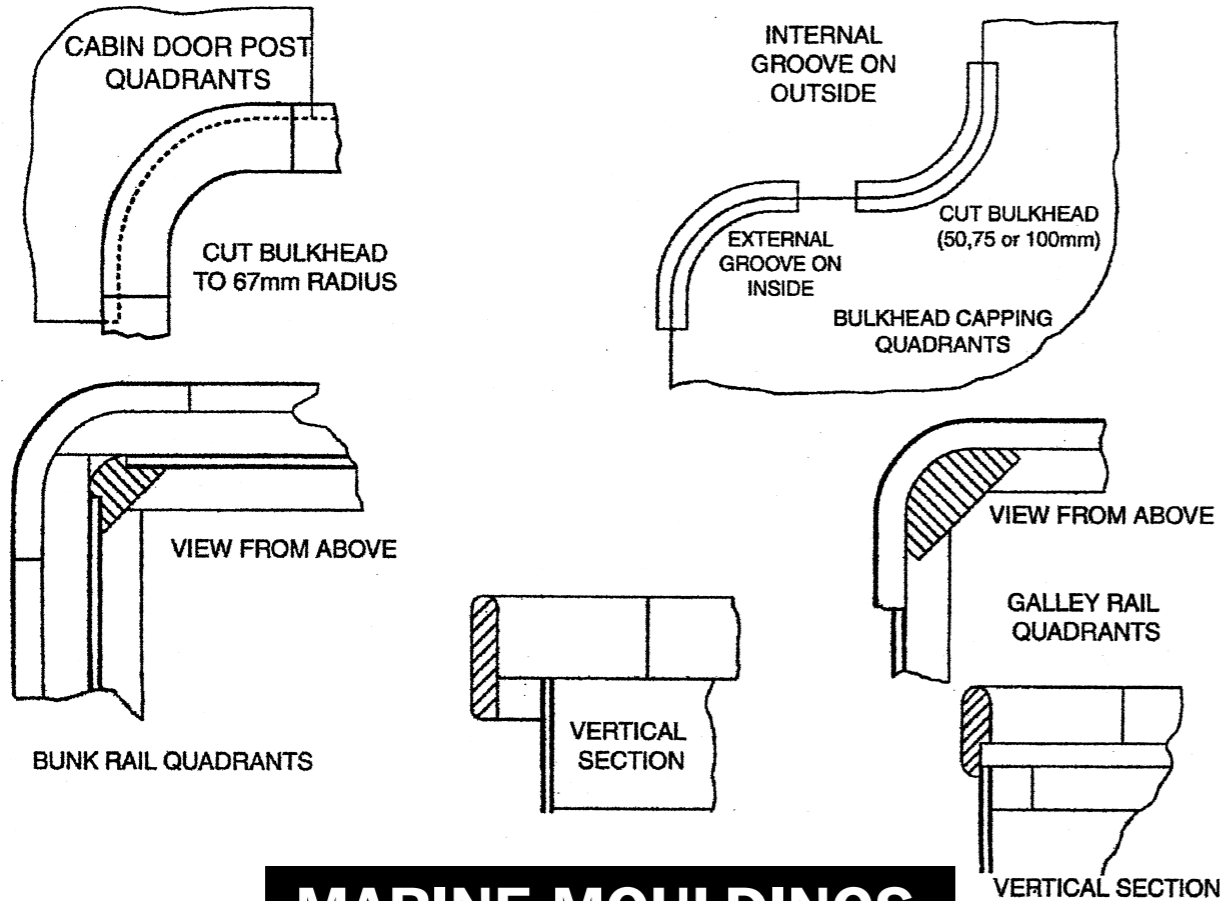
This book is a step-by-step instruction manual for boat builders and for dedicated yachties who build or buy a hull and deck



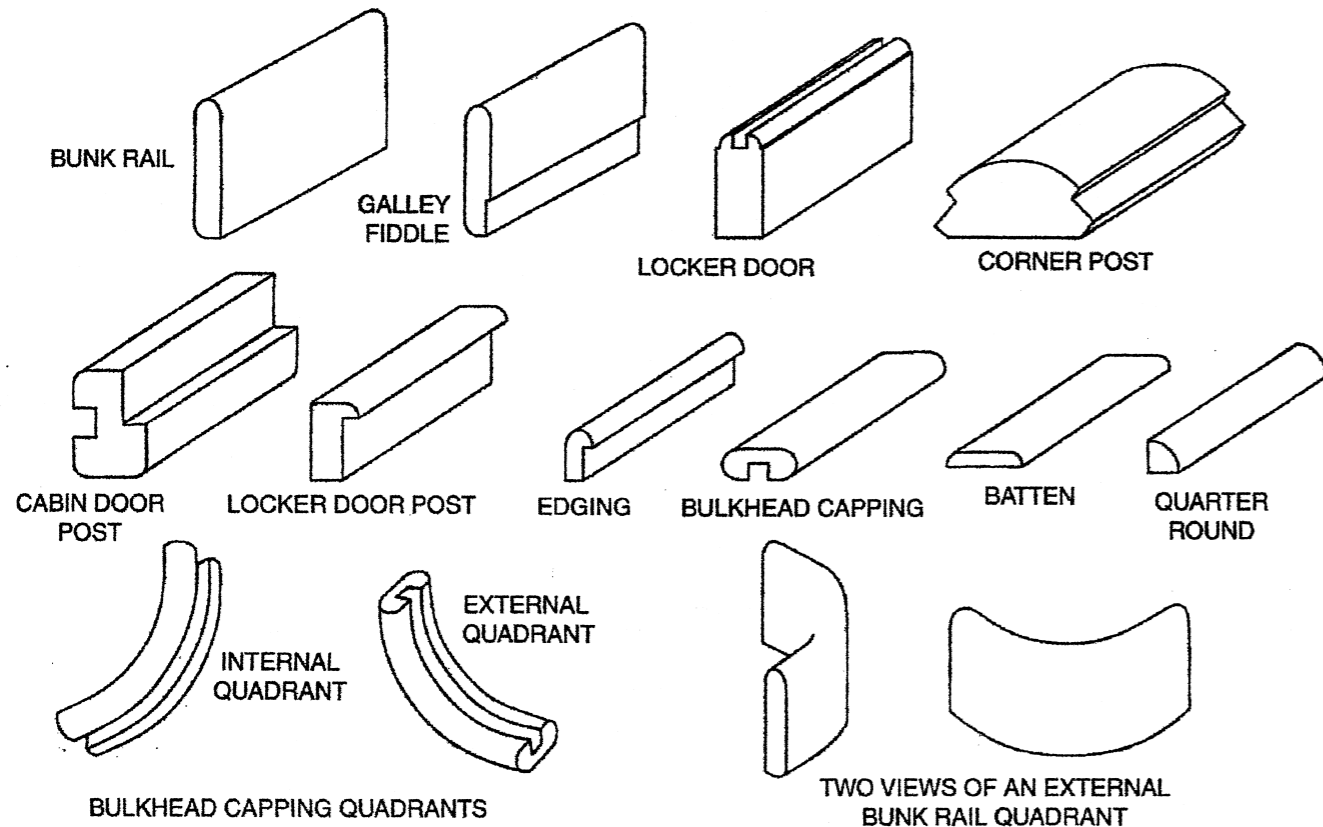
38 Forge Road, Silverdale  
 Phone: 09 421 9043 Fax: 09 421 1240  
 Email: info@mitchellsjoinery.co.nz  
[www.mitchellsjoinery.co.nz](http://www.mitchellsjoinery.co.nz)



# 90° QUADRANTS



## MARINE MOULDINGS



MOULDING	(mm) GROOVE	UNIT	(mm) RADIUS	INT/EXT	TEAK	MAHOG	KAURI
BC 21	6, 9	M					
BC Q 21	6, 9	EA	50	INT/EXT			
BC 33	6, 9, 12	M					
BC Q 33	6, 9, 12	EA	50, 75, 100	INT/EXT			
BC 45	12	M					
BC Q 45	12	EA	50, 75, 100	INT/EXT			
CDP 33	9, 12	M					
CDP Q 33	9, 12	EA	67	INT			
CDP 45	12	M					
CDP Q 45	12	EA	67	INT			
BR 45		M					
BR Q 45		EA	50	INT/EXT			
BR 60		M					
BR Q 60		EA	50	INT/EXT			
GF 45	17 x 3	M					
GF Q 45	17 x 3	EA	50	INT/EXT			
GF Q 45/21R	17 x 3	EA	21	INT/EXT			
GF 60	17 x 3	M					
GF Q 60	17 x 3	EA	50	INT/EXT			
CP 21	6	M					
CP 42	6	M					
CBX 21		M					
CBX 33		M					
LDSR 45	6	M					
LDSR 65	6	M					
BT 21/6		M					
BT 21/9		M					
BT 33/6		M					
BT 33/9		M					
LDP 33		M					
LDP Q 33		EA	50	INT			
ED 21		M					
QR 12		M					
LOUVRE BLADE		M					
LOUVRE CARRIER		M					
GRATING		M					
BC GRIP	6, 9, 12	EA		EXT			
TEAK DECKING		M					
DOUBLER	42 x 21	M					
DOUBLER	21 x 21	M					